

SUBSEA SUPPORT VESSEL


Maersk Mariner

Maersk Mariner is a DP2 deep water anchor handling tug supply vessel (AHTS) of SALT design. This state-of-the-art vessel is built for deep water anchor handling and oilfield operations with reliability, safety and minimized environmental footprint as a top priority. Powered by five medium speed engines with total output of more than 23,000 horsepower, a fuel efficient and flexible hybrid propulsion system and fixed pitch on all side thrusters, the vessel provides good fuel economy, low emissions and excellent station keeping capabilities (ERN 4 99.99.99.81). Also designed for high safe deck operations, the vessel is equipped with a multi deck handler system, anchor recovery frame, gypsy handling system and other aids.



Key features

- DP2 (ERN 99.99.99.81)
- Hybrid propulsion system
- 241 t bollard pull
- 822 + 102 (covered) m² deck area
- 450 t anchor handling winch and 2 x 500 t towing winches
- 2 x 170 t secondary winches
- 200 t Anchor Recovery Frame
- Multi deck handler
- Covered ROV garage for 1 x WROV



MAERSK
SUPPLY SERVICE

Maersk Mariner

Classification

	A1, Offshore Support Vessel (AH, TOW, Supply, FFV 1, OSR-S1) ACCU, ENVIRO, SPS, Ice Class IA, IHM DNV Clean design
Dynamic positioning	DP2
Reference systems	2 x DGPS Kongsberg 1 x HiPAP Kongsberg 1 x Laser Kongsberg 1 x Radius Kongsberg
Motion reference units	2 x Gyrometer Sperry 1 x Motion sensor Kongsberg 3 x Wind sensor Gill

Deck Equipment

Anchor handling winch	1 x 450 t
Tow winches	2 x 500 t
Secondary winches	2 x 170 t
Chain lockers	2 x 286 m ³ + 2 x 322 m ³
Shark jaws	2 x 700 t
Stern rollers	2 x 4.0 m x 3.0 m
Stern rollers SWL	2 x 625 t
Towing pins	2 x 300 t
Tugger winches	2 x 24 t + 2 x 15 t

ROV

Covered ROV garage for 1 x WROV

FRC

Seabear 23MKIII

Dimensions

Length (LOA)	95 m
Beam	25 m
Depth	11 m
Draft scantling	8.7 m

Deck capacities

Deck load capacity	2500 t
Deck strength	10 t/m ²
Free deck area	822 + 102 (covered) m ²
Length	39.9 m
Width	21 m

Propulsion / Bollard pull

Main engines	23000 BHP 2 x Wärtsilä W8L32 2 x Wärtsilä W6L32 1 x Wärtsilä W9L20
Thrusters	2 x CP main propellers 3 x bow tunnel 1580 BHP 2 x stern tunnel 1580 BHP
Bollard pull	241 t

Accommodation

Person capacity	52
-----------------	----





Tank capacities

Base oil	1555 m ³
Brine	1555 m ³
Drill/ballast water	2260 m ³
Dry bulk	347 m ³
Fresh water	1011 m ³
Fuel	290 m ³
Cargo fuel	2325 m ³
Oil based mud	620 m ³
Oil recovery	1880 m ³
Including multi-purpose tanks	

Deadweight	5038 t
Gross tonnage	10181 t

**All figures and data believed to be correct, but not guaranteed*

Engage with us

-  [Maersksupplyservice.com](https://www.maersksupplyservice.com)
-  Facebook.com/MaerskSupplyService
-  LinkedIn.com/company/Maersk-supply-service
-  www.instagram.com/maersksupplyservice

Contact information

For further information on vessel specifications, capacities or vessel availability, please do not hesitate to contact the Commercial Department at chartering@maersksupplyservice.com or +45 73 73 73 73